

TRULY SUPERIOR

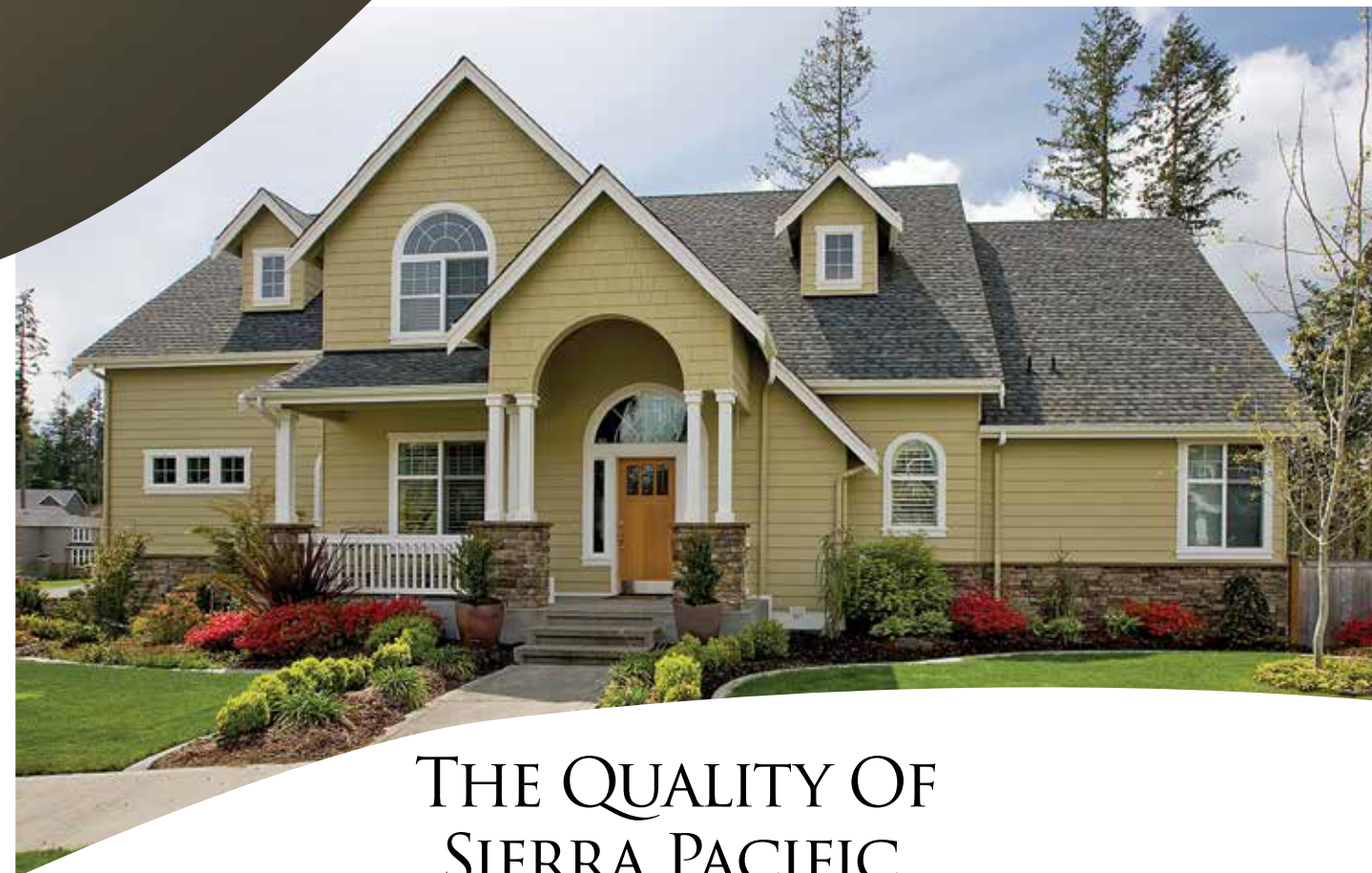
REPLACEMENT VINYL
WINDOWS & PATIO DOORS

8500 SERIES



SIERRA
PACIFIC
WINDOWS

MAKE YOURSELF COMFORTABLE.



THE QUALITY OF SIERRA PACIFIC.

As long as you're buying new windows, take a moment to choose the right brand.

We've been making highly-regarded, smoothly-operating vinyl windows for more than half a century. Our products use the newest materials and technologies to enhance their beauty and performance.

With our innovative engineering and manufacturing, your new Sierra Pacific windows will bring the beauty of the outdoors in, while keeping the extremes of the weather out, and all without causing you a care in the world.

MAKING OUR WINDOWS YOURS.

As you select the replacement windows and patio doors for your home, you'll recognize our fine attention to detail, clean styling, and solid integrity.

But you'll really appreciate the array of design options we offer, and the nearly limitless possibilities they create for making our windows uniquely yours.

Choose from a complete lineup of operating styles, sizes and shapes.

A full range of glazing options—from decorative to energy-efficient.

A rainbow of durability-tested exterior colors.

And any grille pattern you can imagine; featuring simulated divided lites or grilles between the glass.

Comfort comes from knowing that you chose the right brand of replacement windows.

Comfort comes from learning that those windows come with wonderful high-end quality & features at a nice mid-range price.

And, most of all, comfort comes from seeing how your new windows make everything look better and every room feel better.



ALL THE COLORS OF YOUR LIFE.



Unlike ordinary vinyl windows, ours are available in an unlimited number of exterior colors. You can choose from 14 decorator colors, or we'll color match anything in the rainbow.

But equally as important as the variety of our colors is their durability.

Our window and patio door frames are painted with our exclusive 6-step Ultrabond Paint System. It meets AAMA 615 performance specifications, and includes a unique heat-reflective additive.

Our Ultrabond Paint System is so superior, it's backed by a 10-year warranty.

OPTIONAL PAINTED EXTERIOR COLORS.



STANDARD VINYL COLORS.



Sierra Pacific standard interior and exterior colors are beige or European white.

Linen 032
Seawolf 044
Gull Gray 007
Battleship Gray 321
Steel Blue 114
Black Sable 060
Hartford Green 050
Greek Olive 081
Clay 026
Colonial Red 054
Antique Bronze 057
Bahama Brown 309
Bronze 024
Black 023

We'll also custom match any color under the rainbow.

Painted colors require an up-charge. Due to printing limitations, see your local representative for actual samples of colors.

HIGH PERFORMANCE GLAZING OPTIONS.



What's the best glazing for your windows and patio doors?

Obviously, what's best for a freezing northern winter is not necessarily right for a hot southern summer. We have the answer. With one of the broadest selections of glazing options in the window industry, Sierra Pacific lets you choose exactly the right performance glass for your exact weather and environmental conditions.

You can choose glazing to improve your energy efficiency and lower your energy bills. You can capture the sun's heat, or reflect it. You can also reduce outside noise, block the sun's damaging UV rays, or even enhance your privacy.



FINE TUNE YOUR WINDOWS FOR OPTIMAL PERFORMANCE.

Low-E 366



Cardinal's triple layer silver product for superior performance. 95% UV protection. Solar heat gain coefficient of 0.27.* Also available with Preserve® protective film or with Preserve and Neat® coating for a naturally cleaner glass when selecting XL Edge Spacer.

Low-E 366 with i89 Coating**



The same superior performance as regular Low-E 366 (above), but with the addition of i89 coating on the interior surface to increase insulating value and reduce solar heat gain. Meets even the most extreme requirements in the majority of the Canadian Energy Star zones. Also available with Preserve® protective film or with Preserve and Neat® coating for a naturally cleaner glass when selecting XL Edge Spacer.

Low-E 340



Cardinal's newest glazing innovation. It has an amazingly low 0.18* solar heat gain coefficient to keep out the heat even in the blazing sun. Slightly tinted. Blocks 98% of UV rays. Less heat gain when it's hot, less heat loss when it's cold, and the best glare control under the sun. Also available with Preserve® protective film or with Preserve and Neat® coating for a naturally cleaner glass when selecting XL Edge Spacer.

Low-E 180 Passive Solar



A very high (0.70*) coefficient for capturing solar heat gain. Ideal for reducing your heating bills in colder climates. Superior insulation value blocks cold and keeps in the heat. Also available with Preserve® protective film or with Preserve and Neat® coating for a naturally cleaner glass when selecting XL Edge Spacer.

Low-E 180 Passive Solar with i89 Coating**



The same superior performance as regular Low-E 180 (above), but with the addition of i89 coating on the interior surface to increase insulating value. Meets even the most extreme requirements in the majority of the Canadian Energy Star zones. Also available with Preserve® protective film or with Preserve and Neat® coating for a naturally cleaner glass when selecting XL Edge Spacer.

Dual or Triple Pane Low-E



Insulated for improved energy efficiency. Single surface low-E coating to reduce solar heat gain and block UV rays.

Insulated Glass



For moderate climates. Basic glazing with basic performance.

Sound Control

Reduces outside noise by as much as 50% while blocking 99% of damaging UV rays. Laminated for shatter resistance. Available insulated or non-insulated.

*All values shown are center of glass. **Interior surface coatings, also known as surface #4, are applied to the interior (room-side surface) of a dual pane IG unit, resulting in improved thermal performance and lower heating costs. Because the coating reflects heat back into the room, the room-side pane of glass will be slightly colder in winter, causing a higher potential for interior condensation.



Rain Standard Obscure Spraylite Gluechip

DECORATIVE GLAZINGS

Decorative glass options can vary by product type.



Narrow Reed Satin Etch White Laminated Beveled Edge V-Groove

8500 SERIES WINDOWS & PATIO DOORS.

Sierra Pacific replacement windows and patio doors come in almost every operating style you could wish for. On the following pages, you'll discover that high quality and high performance don't have to be high priced.

Sierra Pacific vinyl windows & doors come with one of the strongest warranties in the industry. As simple proof of the confidence we have in our products, our warranty is also transferable if you should ever sell your home. Please see actual warranty for complete details.



PREMIUM DOUBLE HUNG



DESIGNERS' SINGLE HUNG



BUILDERS' SINGLE HUNG



CASEMENT



AWNING



SLIDING PATIO DOOR



ARCHITECTURAL SHAPES




Matching sliders available in most lines.



DECORATIVE GRILLES.

Decorative grilles can add charm and character to any home. For some people, a large expanse of glass looks too contemporary for their taste. But add a classic grille, and suddenly the look becomes very traditional.

You can choose classic simulated divided lites or our maintenance-free grilles between the glass.

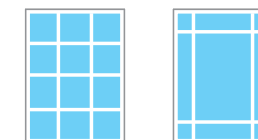


Simulated divided lite grille profile.



7/8" Putty
2" grille also available

Grille patterns from traditional to unique.



Grilles between the glass.

11/16" Contour 5/8" Flat



PREMIUM DOUBLE HUNG

THE ULTIMATE VINYL WINDOW.

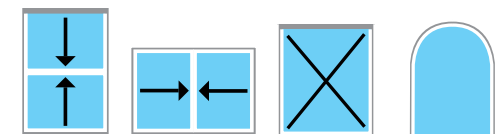


Our Premium Double Hung truly lives up to its name. Even at first glance, you'll recognize that this is the nicest vinyl window on the market.

Look closer, and you'll discover that our Premium Double Hung actually mimics all the details of a premium wood window. Its multi-chamber construction is heavy-duty and first rate. And, of course, you'll find plenty of premium options that are not available from most vinyl window brands—such as painted exteriors, high performance glazing, decorative glazing and grilles.

ADVANCED AUTO TILT.

Lots of double hung windows tilt, but not like this one. Our low profile tilt/lock mechanism makes all the difference for easy tilting, easy cleaning and easy locking...without those tilt pins that hurt your fingers.



Available in matching double horizontal slider, picture windows and transoms.

STANDARD FEATURES

- 3-1/4" Multi-chamber mainframe
- Intercept® warm-edge spacer
- 3/4" or 1" Insulated glass allows for triple IG
- Constant force balances
- Low profile advanced combination auto tilt/lock latch
- Welded sash and frame
- Contoured glazing bead mimics the look of wood glazing bead
- Full or half screen
- Fin-Seal weather-stripping
- NFRC certified

OPTIONS

- Largest offering of performance and decorative glazing
- Decorative grilles
- Window opening control device
- Night latches for security & sash limiters
- Factory mulling
- Premium installation kit with foam wrap, head expander and sill extender

EXTERIOR COLOR OPTIONS

- European white or beige vinyl
- 14 standard Ultrabond exterior colors
- Unlimited custom color-matching capabilities

GRILLE STYLES & PROFILES



Custom grille patterns available.

Simulated divided lite grilles



Grilles between the glass



TESTING CERTIFICATIONS



Sierra Pacific offers some of the best energy efficiency and structural performance in the industry. Products are tested to WDMA & NFRC standards. For full details on our leading thermal U-factors, R-values, SHGC ratings, as well as performance, class and grade (DP) standards, visit Supersealwindows.com

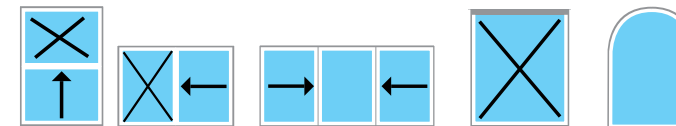
DESIGNERS' SINGLE HUNG

SUPERBLY DESIGNED AND CRAFTED.



You'll love the clean, classic lines and contoured exterior styling of our Designers' Single Hung. It has all the craftsmanship, durability and features you'd expect from Sierra Pacific, plus ultra-smooth operation that makes it a joy to open or close.

With its options for high efficiency glazing, decorative grilles and custom colors, our Designers' Single Hung lets you select the windows that enhance your comfort and complement your décor.



Available in matching single and triple horizontal slider, picture windows, and transoms.

STANDARD FEATURES

- 3-1/4" Multi-chamber mainframe
- 3/4" Insulating glass
- Intercept® warm-edge spacer
- Constant force balances
- Welded sash and frame
- Sloped sill
- Tilt-n-sash, bottom only
- Half screen
- Fin-Seal weather-stripping
- NFRC certified
- Double locks on wider units

OPTIONS

- Largest offering of performance and decorative glazing
- Decorative grilles
- Night latches for security & sash limiters
- Factory mulling
- Premium installation kit with foam wrap, head expander and sill extender

EXTERIOR COLORS

- European white or beige vinyl
- 14 standard Ultrabond exterior colors
- Unlimited custom color-matching capabilities

GRILLE STYLES & PROFILES



Custom grille patterns available.

Simulated divided lite grilles



Grilles between the glass



TESTING CERTIFICATIONS



Sierra Pacific offers some of the best energy efficiency and structural performance in the industry. Products are tested to WDMA & NFRC standards. For full details on our leading thermal U-factors, R-values, SHGC ratings, as well as performance, class and grade (DP) standards, visit Supersealwindows.com

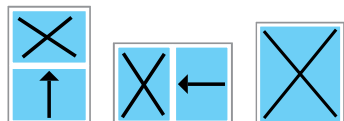
BUILDERS' SINGLE HUNG

RIGHT IN YOUR BUDGET.



First, it's a Sierra Pacific. Second, it has a price that puts it smack dab in the middle of your budget. That's why our Builders' Single Hung is the builders' favorite.

It's a high quality window engineered to deliver solid performance. We've given it a generous selection of our most popular standard features.



Available in matching single horizontal slider, picture windows, and transoms.



Integral 2-3/4" Stucco Flange Frame

STANDARD FEATURES

- 2-1/4" Multi-chamber mainframe
- Intercept® warm-edge spacer
- 3/4" Insulating glass
- Spiral balance system
- Welded sash and frame
- Tilt-n-sash, bottom only
- Half screen
- Fin-Seal weather-stripping
- NFRC certified
- Double locks on wider units
- Top glass interior glazed

OPTIONS

- Largest offering of performance and decorative glazing
- Decorative grilles (Limited to rectangle patterns only. Simulated divided lites not available.)
- Continuous head & sill factory mulling
- Block & tackle balances for egress units.

EXTERIOR COLORS

- European white or beige vinyl
- 14 standard Ultrabond exterior colors
- Unlimited custom color-matching capabilities

GRILLE STYLES & PROFILES

Grilles between the glass



TESTING CERTIFICATIONS



Sierra Pacific offers some of the best energy efficiency and structural performance in the industry. Products are tested to WDMA & NFRC standards. For full details on our leading thermal U-factors, R-values, SHGC ratings, as well as performance, class and grade (DP) standards, visit Supersealwindows.com

CASEMENT & AWNING

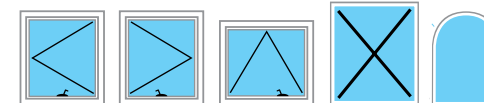
IMPROVE YOUR VIEW.



Open up any room with a dramatic combination of our casement and awning windows. You can use just one casement by itself—they come as wide as 35.5"— but they definitely create a unique look when combined in multiples or with any other unit.

Our casement opens wide for extra ventilation and easy cleaning from the interior. Our awning lets you get fresh air even when it's raining. Both feature beautiful styling, beefy construction and premium quality performance.

Our folding handle is contemporary & very smart. It's there when you need it, and folds out of the way of your window treatments.



Available in matching picture windows.

STANDARD FEATURES

- 3-1/4" Multi-chamber mainframe
- 3/4" Insulating glass
- Intercept® warm-edge spacer
- Welded sash and frame
- Full interior screen
- NFRC certified
- Folding handle
- Single lock lever with multiple locking points

OPTIONS

- Largest offering of performance and decorative glazing
- Decorative grilles
- Stainless steel coastal hardware package
- Continuous head & sill factory mulling
- Premium installation kit with foam wrap, head extender and sill extender

EXTERIOR COLORS

- European white or beige vinyl
- 14 standard Ultrabond exterior colors
- Unlimited custom color-matching capabilities

GRILLE STYLES & PROFILES.



Custom grille patterns available.

Simulated divided lite grilles



Grilles between the glass



TESTING CERTIFICATIONS



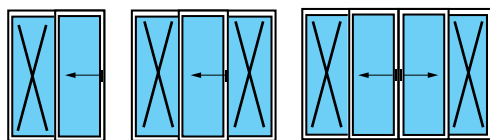
Sierra Pacific offers some of the best energy efficiency and structural performance in the industry. Products are tested to WDMA & NFRC standards. For full details on our leading thermal U-factors, R-values, SHGC ratings, as well as performance, class and grade (DP) standards, visit Supersealwindows.com

SLIDING PATIO DOORS

EVERY PATIO DOOR SHOULD SLIDE THIS EFFORTLESSLY.



Our sliding patio doors are solidly built of sturdy, multi-chambered vinyl for a lifetime of dependable operation. For a lifetime of smooth operation, they have adjustable tandem bearings. They're available with 2, 3, or 4 panels.



Also available in matching transom and sidelites.



Optional Mountain Trail exterior and interior hardware.



STANDARD FEATURES

- 4-5/8" Multi-chamber mainframe
- Intercept® warm-edge spacer
- 3/4" Tempered insulating glass
- Aluminum reinforced hardware stile
- Aluminum extruded heavy-duty screen
- Fully assembled welded sash & frame
- NFRC certified
- White or beige handle set

OPTIONS

- 1" Tempered insulating glass
- Stainless steel hardware
- 32" Clear opening door
- Handicapped accessible interior and exterior ramp kit
- Largest offering of performance glazing
- Decorative grilles
- Mountain trail handle set
- Keyed lock available

EXTERIOR COLORS

- European white or beige vinyl
- 14 standard Ultrabond exterior colors
- Unlimited custom color-matching capabilities

GRILLE STYLES & PROFILES



Custom grille patterns available.

Simulated divided lite grilles



7/8" Putty
2" grille also available

Grilles between the glass



1/16" Contour
5/8" Flat

TESTING CERTIFICATIONS



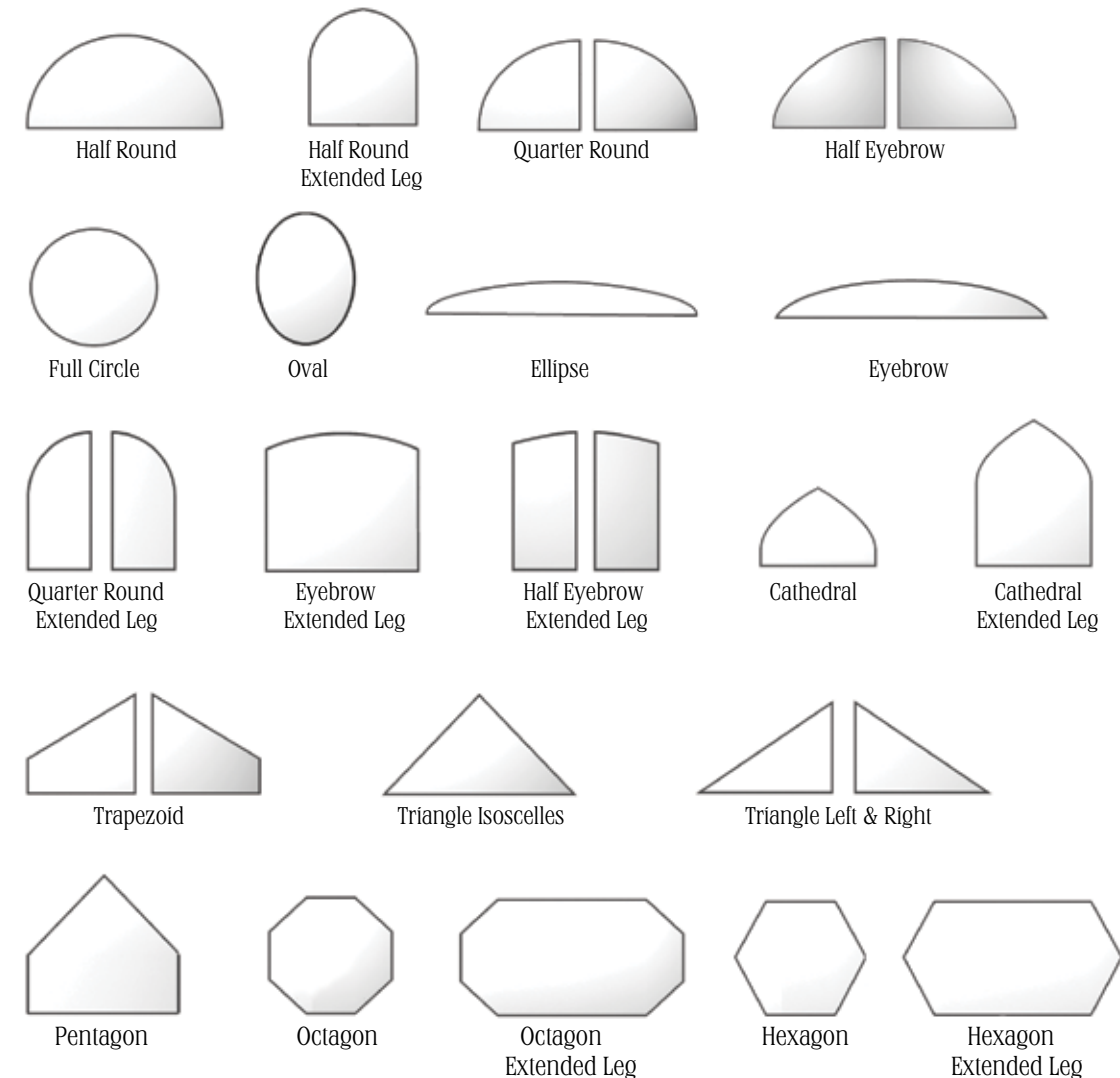
Sierra Pacific offers some of the best energy efficiency and structural performance in the industry. Products are tested to WDMA & NFRC standards. For full details on our leading thermal U-factors, R-values, SHGC ratings, as well as performance, class and grade (DP) standards, visit Supersealwindows.com

ARCHITECTURAL SHAPES

Add some circles, triangles, and hexagons to your home. Or how about an eyebrow or a cathedral? We offer a complete line of direct glazed architectural shape windows for remodeling and replacement use. They add a unique individuality to any room, and are crafted with the same meticulous attention to details as all of our products.

They're available in the full line of Sierra Pacific's performance and decorative glazing options. Exterior colors are European white, beige or optional Ultrabond paint colors.

UNIQUE INDIVIDUALITY.



SUPERB SEAMLESS FACTORY MULLING.

Our continuous head & sill factory mulling assures you of a superb seal, superior leak resistance, and faster, easier installation. Available on Builders' single hung and casements.



SIERRA PACIFIC

WINDOWS THAT
NEVER COMPROMISE

SierraPacificWindows.com | P.O. Box 8489, Red Bluff, CA 96080 | 800-824-7744 | A Division of



SIERRA
PACIFIC
INDUSTRIES

Your Sierra Pacific product may contain inert gas, intended to improve thermal performance. Even the best manufacturing techniques cannot guarantee that the initial fill rate of the inert gas will be maintained during the product's lifetime, and Sierra Pacific makes no such guarantee. If the product is fitted with a breather or capillary tube system, it must be treated as if it is entirely air filled. Sierra Pacific does not guarantee the presence of inert gas or any thermal performance related to inert gas. See actual warranty for complete details. We reserve the right to change product specifications without notice. Photography used may not represent current product features and options. Sierra Pacific windows and doors are successful thanks in part to our unique patents. Visit spi-ind.com/ip to learn more.